



# Kentucky High School Athletic Association

2280 Executive Drive ° Lexington, KY 40505 ° www.khsaa.org ° (859)299-5472 (859)293-5999 (fax)

## MEMORANDUM

To: Superintendent, Principal, and Athletic Director  
Greenwood High School

From: Brigid L. DeVries, Commissioner  
Larry Boucher, Assistant Commissioner


Date: July 25, 2006

Subject: 2005-2006 Title IX Annual Report Forms Submission

Enclosed please find a copy of Form T-65, the 2005-2006 KHSAA Title IX Annual Report Submission Status Report. In addition, you may find an attachment with corrected copies of the forms submitted by your school personnel. Please review this information so the forms can be completed accurately in the future.

Also, KHSAA Audit Team Members may have requested resubmission of some of the 2005-2006 Annual Report Forms or need additional information on your athletic programs. Please submit this information by the date requested if this is applicable. Copies and all KHSAA Title IX documents must be kept current and included in your permanent Title IX File at the school. All documents are subject to Open Records Requests.

Should you need any further information, please do not hesitate to call anytime.



**KHSAA TITLE IX  
ANNUAL REPORT SUBMISSION  
STATUS REPORT  
2005-2006**

KHSAA Form T65  
Revised 8/05

TO: KHSAA Member School Superintendents, Principals, and Athletic Directors

FROM: Brigid L. DeVries, Commissioner  
Larry Boucher, Assistant Commissioner

DATE: 7/21/2006

School	Greenwood High School	Reviewed by	Gary W. Lawson
--------	-----------------------	-------------	----------------



The following is a status report regarding the required 2005 - 2006 Title IX Annual Report submission of forms due into the KHSAA office by April 15, 2006. Appropriate KHSAA Audit Team personnel have reviewed these forms and the following is a summary of this review.

I. Checklist of Forms properly submitted in a satisfactory manner:

<b>X</b>	GE 19 (Annual Verification)	<b>X</b>	T-35 (Budget Expenses)
<b>X</b>	T-1 (Summary Program Chart 1)	<b>X</b>	T-36 (Budget Expenses)
<b>X</b>	T-2 (Summary Program Chart 2)	<b>X</b>	T-41 (Checklist – Overall Interscholastic Program)
<b>X</b>	T-3 (Summary Program Chart 3)	<b>X</b>	T-60 (Corrective Action Plan)
<b>X</b>	T-4 (Summary Program Chart 4)	<b>X</b>	T-63 (Interscholastic Survey Results)

II. Status

A.	<b>X</b>	2005 – 2006 Forms are satisfactory and no further information or action is necessary at this time.
B.		Errors have been noted with respect to the following forms:
C.		The following forms were omitted and must be submitted by school representatives:
D.	<b>X</b>	Other Recommendation and Comments: All calculations appear to be correct and report is in good order. Data and information indicate that school is currently meeting the standards established in test #3 for provision of athletic opportunities. The most recent student survey appears to support the responses on T-3. Spending for athletic benefits is currently within acceptable parameters. Good work and have a nice summer.





Kentucky High School Athletic Association

# KENTUCKY HIGH SCHOOL ATHLETIC ASSOCIATION

## TITLE IX

### MEMBER SCHOOLS 2005-2006 ANNUAL REPORT FORMS

Submit to KHSAA  
By April 15, 2006





**2005-2006 KENTUCKY HIGH SCHOOL ATHLETIC ASSOCIATION  
ANNUAL VERIFICATION OF TITLE IX PROCEDURES**  
(To be submitted by April 15, 2006 along with other required forms)

KHSAA  
Form GE19  
Rev. 9/05

The GREENWOOD High School, BOWLING GREEN, Kentucky  
(Name of High School) (City)

certifies to the Kentucky High School Athletic Association that the following is an accurate and true representation of the facts surrounding compliance with 20 U.S.C. Sections 1681-1688, et. Seq. (also known as Title IX)

**I certify the following provisions in accordance with records at the school contained in the permanent Title IX file, and to the best of my knowledge have completed the following tasks (All boxes must be checked).**

Established a gender equity committee at the high school. (list committee personnel and provide attachment if necessary)

Name	Address	Phone	Title
Randall Jackson	701 May Apple Drive Alvaton, KY 42122		Dir. of Districtwide Student & Support Services
Amy Helliwell	351 Veterans Avenue Bowling Green, KY 42104	(270) 746-9715	Girls Soccer Coach
Sean Helliwell	351 Veterans Avenue Bowling Green, KY 42104	(270) 746-9715	Boys Soccer Coach
Penny Reece	1450 Saturn Way Bowling Green, KY 42104	(270) 781-9675	Softball Coach
Greg Cavanah	185 Peach Blossom Lane Bowling Green, KY 42103	(270) 393-8306	Football Coach
Angela Kitchens	186 Walnut Ridge Way Bowling Green, KY 42104	(270) 782-1419	Student-Athlete
Cabell Phillips	701 Dunbarton Avenue Bowling Green, KY 42104	(270) 781-7663	Student-Athlete
Todd Tolbert	187 Fox Run Way Bowling Green, KY 42104	(270) 781-8548	Athletic Director
Mark Davis	1517 Ridgeside Drive Bowling Green, KY 42104	(270) 846-2119	Principal

Scheduled a minimum of three meetings during the 2005-2006 school year on the following dates:

September 28, 2005  
November 22, 2005  
February 01, 2006

Designated the following person(s) as the Title IX coordinator for the school:

Todd Tolbert Athletic Director 187 Fox Run Way Bowling Green, KY 42104 (270) 781-8548  
Name Title Address Phone

Designated the following person(s) as the Title IX coordinator for the district: (270) 781-5150

Randall Jackson Student & Support Services P.O. Box 51810 Bowling Green, KY 42102-6810  
Name Title Address Phone

School personnel are continuing to make periodic reviews of the boys' and girls' athletics program reflected in the Corrective Action Plan.

In addition to the above information, the above referenced school maintains a complete permanent file relative to Title IX records including copies of the self-assessment audit, all corrective action plans, and other related materials.

Mark Davis \_\_\_\_\_ 3-31 2006  
Principal's Signature Date

[Signature] \_\_\_\_\_ Theresa J. Lowe  
Superintendent Signature School Board Chairpersons' Signature

(Send original copy to KHSAA - Maintain duplicate in Title IX school folder)

**2005-2006**  
**ACCOMMODATION OF INTERESTS AND ABILITIES**  
**SUMMARY PROGRAM CHART 1**

KHSAA  
Form T1  
Rev. 9/05

**Participation Opportunities Test One**

		(Column 1)	(Column 2)	(Column 3)	(Column 4)
	Program	Enrollment	Percentage of Total Enrollment	Number of Interscholastic Participants (double and triple count)	Percentage of Total Participation
Row 1	GIRLS	681	49%	321	45.3%
Row 2	BOYS	708	51%	387	54.7%
Row 3	Totals	1389	100%	708	100%

Instructions:

\*Number of 8<sup>th</sup> grade students & below used in Column 3 and Column 4 calculations if applicable: 97

- Determine the total number of girls enrolled, (place in Row 1, Column 1). Determine the total number of boys enrolled, (place in Row 2, Column 1).
- Add the total number of girls and boys enrolled to determine total enrollment, (place in Row 3, Column 1).
- Calculate the percentage of total enrollment that is female. (Divide Row 1, Column 1 by row 3, Column 1 and place in Row 1, Column 2.) Calculate the percentage of total enrollment that is male. (Divide Row 2, Column 1 by Row 3, Column 1 and place in Row 2, Column 2.) Note: Row 1, Column 2 plus Row 2, Column 2 should total 100%.
- Ask the head coaches to review the most updated eligibility or squad lists for their teams. Ask coaches to confirm the names of those individuals who are on the team as of the first **date of competition**, and cross out the names of those who were cut from the team or quit the team prior to the first competitive event. Determine the total number of interscholastic athletics participants that are girls, (and place in Row 1, Column 3). In order to determine the total number of athletics participants, an individual should be counted each time he or she participates on a team. For example, if Jane Doe competes on the varsity volleyball team, the junior varsity volleyball team, the junior varsity basketball team, and the varsity softball team, she should be counted as four participants (**do not include club or intramural sports participants, cheerleaders, dance teams, or pom squads**). Calculate the same way for boys and girls. \* In addition, should 8<sup>th</sup> grade students and below play on a Freshman, Junior Varsity, or Varsity team, they should also be counted for each team and sport on which they participate. If applicable, please asterisk the above notation as to how many 8<sup>th</sup> grade students & below are included in the totals. Using the same procedure, determine the total number of interscholastic athletic participants that are boys, (and place in Row 2, Column 3). Add Row 1, Column 3 plus Row 2, Column 3 to get total participants and place in Row 3, Column 3.
- Calculate the percentage of female participation. (Row 1, Column 3 divided by Row 3, Column 3 and place in Row 1, Column 4.) Calculate the percentage of male participation. (Row 2, Column 3 divided by Row 3, Column 3 and place in Row 2, Column 4.) Note: Row 1, Column 4 plus Row 2, Column 4 should total 100%.

Note: While being within three percent is not a formal compliance standard; if the percent listed in Row 1, Column 4 is within 3% of Row 1, Column 2, then it provides a good target within which compliance is likely.

Principal's Signature: Mark A. Davis Date: 3-31-06

**2005-2006**  
**ACCOMMODATION OF INTERESTS AND ABILITIES**  
**SUMMARY PROGRAM CHART 2**

KHSAA  
Form T2  
Rev. 9/05

**Participation Opportunities Test Two**

			Column 1	Column 2	Column 3	Column 4	Column 5
Program			Number of Teams Currently Offered	Number of Participants	Number of Teams Added Since the beginning of the 2001-2002 School Year	Number of Participants Added Since the beginning of the 2001-2002 School Year	Percent of Total Participation By Sex Added Since the beginning of the 2001-2002 School Year
GIRLS	Row 1	varsity:	9	162	0	0	
	Row 2	j.v.:	7	123	1	18	
	Row 3	frosh:	3	36	2	57	
	Row 4	total:	19	321	3	75	23%
BOYS	Row 5	varsity:	9	190	0	0	
	Row 6	j.v.:	8	159	1	14	
	Row 7	frosh:	2	38	0	0	
	Row 8	total:	19	387	1	14	3.6%

- 1) For Column 1, list the number of interscholastic teams offered for girls and boys at each competitive level (varsity, junior varsity, and freshman). For girls, total each of the entries in Rows 1, 2, and 3 into Row 4. For boys, total Rows 5, 6, and 7 into Row 8.
- 2) For Column 2, list the number of participants at each level. For girls, total each of the entries in Rows 1, 2, and 3 into Row 4. For boys, total Rows 5, 6, and 7 into Row 8. **Note:** The totals in Row 4 for girls and in Row 8 for boys must be the same as the totals in Form T-1, Column 3, Rows 1 and 2 respectively.
- 3) For Column 3, list the number of interscholastic teams that have been added in the last five years at each competitive level. Count each team added during the 5 year period only one time. e.g. Girl's junior varsity soccer was added 3 years ago, count the team only once, not 3 times. For girls, total the entries in Rows 1, 2, and 3 into Row 4. For boys, total Rows 5, 6, and 7 into Row 8.
- 4) For Column 4, list the number of participants that are currently on each level of the teams that were added in the last five years. If a team was added previously but no longer exists, there are no current participants to be added for that team. For girls, total the entries in Rows 1, 2, and 3 into Row 4. For boys, total Rows 5, 6, and 7 into Row 8.
- 5) For Column 5, calculate the percentage of participants that have been added in the last five years. For girls, take the number in Column 4, Row 4 and divide by the number in Column 2, Row 4. For boys, take the number in Column 4, Row 8 and divide it by the number in Column 2, Row 8.

Note: If the percentage of current participants added in the last five years is 25% or greater, compliance with test two may be possible. If less than 25%, then compliance with test three should be analyzed. **CAUTION:** 25% is not a formal compliance standard.

Principal's Signature: Mark Adams Date: 3-31-06

**2005-2006**  
**ACCOMMODATION OF INTERESTS AND ABILITIES**  
**SUMMARY PROGRAM CHART 3**

**Participation Opportunities Test Three**

**FOR ANY QUESTION ANSWERED "YES" IDENTIFY THE RESPECTIVE SPORT(S).**

	GIRLS (Yes / No)		BOYS (Yes / No)
1. For a sport not currently played at the interscholastic level (varsity, junior varsity, or freshman) in your school, is there an intramural team offered for that sport?	No		NO
2. For a sport <u>not</u> currently offered in your interscholastic athletics program, is there sufficient interest to form a viable interscholastic team based on participation on an intramural team or community recreation teams?	No		NO
3. For a sport <u>not</u> currently offered, is there sufficient interest, based on your most recent Student Interest Survey, to form a viable interscholastic team based on student responses from the interscholastic survey? If yes, what sport?	NO		NO
4. For a sport currently offered at the varsity level only, is there sufficient interest, based on your most recent Student Interest Survey, to form a viable team for a junior varsity or freshman team that is not currently offered?	No		NO
5. For a sport currently offered at the junior varsity or freshman level is there sufficient interest, based on your most recent Student Interest Survey, to form a varsity team not currently offered?	No		NO
6. If you answered YES to question (1), (2), (3), (4), or (5), are there enough high schools in your geographic area offering the sport (at the appropriate level) to allow for the development of a reasonable schedule of competition?	No		NO

Principal's Signature: Mark Adams Date: 3-31-06

**2005-2006**  
**ACCOMODATION OF INTERESTS AND ABILITIES**  
**SUMMARY PROGRAM CHART 4**

**Levels of Competition Test One**

		Column 1	Column 2	Column 3
Girls	Team Levels	Number of Teams Currently Offered	Number of Participants	Percentage of Participants at Each Level
Row 1	varsity:	9	162	50.5%
Row 2	j.v.:	7	123	38.3%
Row 3	frosh:	3	36	11.2%
Row 4	total:		321	100%
<b>Boys</b>				
Row 5	varsity:	9	190	49%
Row 6	j.v.:	8	159	41%
Row 7	frosh:	2	38	10%
Row 8	total:		387	100%

- Column 1, list the number of interscholastic teams offered for girls and boys at each competitive level; varsity, junior varsity, and freshman. (Refer to Form T-2, Accommodation of Interests and Abilities, Summary Program Chart 2, Column 1.)
- For Column 2, list the number of participants at each level. For girls, total the entries in Rows 1, 2, and 3 into Row 4. For boys, total the entries in Rows 5, 6, and 7 into Row 8. (Refer to Form T-2, Accommodation of Interests and Abilities, Summary Program Chart 2, Column 2.)
- For Column 3, calculate the percentage of female and male participants at each level.  
For girls' varsity, junior varsity, and frosh, respectively:
  - Divide Column 2, Row 1 by Column 2, Row 4, and place the percentage in Column 3, Row 1.
  - Divide Column 2, Row 2 by Column 2, Row 4, and place the percentage in Column 3, Row 2.
  - Divide Column 2, Row 3 by Column 2, Row 4, and place the percentage in Column 3, Row 3.
 For boys' varsity, junior varsity, and frosh, respectively:
  - Divide Column 2, Row 5 by Column 2, Row 8, and place the percentage in Column 3, Row 5.
  - Divide Column 2, Row 6 by Column 2, Row 8, and place the percentage in Column 3, Row 6.
  - Divide Column 2, Row 7 by Column 2, Row 8, and place the percentage in Column 3, Row 7.


Principal's Signature: Mark A Davis Date: 3-31-06



**ACTUAL EXPENDITURES - PROGRAM COMPARISON CHART 1**  
**TO INCLUDE BOOSTER CLUB FUNDING**

	equipment and supplies		travel		awards		coaches' salaries (to include supplemental and extended employment; dollar amount needed)		facilities improvements		publications (if sport-specific)	
	School	Booster	School	Booster	School	Booster	School	Booster	School	Booster	School	Booster
G basketball	5,300	9,000	2,700	20,200	1,600	1,400	14,100	6,200	N/A	N/A	N/A	N/A
B basketball	5,400	6,000	2,300	1,500	100	1,600	14,100	500	N/A	N/A	N/A	N/A
G softball	4,800	1,400	100	12,000	0	1,100	4,300	1,500	N/A	N/A	N/A	N/A
B baseball	6,100	12,400	100	1,900	300	1,500	4,300	1,100	N/A	N/A	N/A	N/A
G cross country	100	0	700	800	150	0	1,300	0	N/A	N/A	N/A	N/A
B cross country	100	0	700	800	100	0	1,300	0	N/A	N/A	N/A	N/A
G golf	200	1,400	2,000	0	0	600	1,300	0	N/A	N/A	N/A	N/A
B golf	200	1,400	2,000	0	0	600	1,300	0	N/A	N/A	N/A	N/A
G soccer	3,200	400	700	3,800	0	1,000	4,300	3,000	N/A	N/A	N/A	N/A
B soccer	4,300	400	100	4,300	200	1,000	4,300	4,000	N/A	N/A	N/A	N/A
G swimming	200	200	600	300	100	0	650	0	N/A	N/A	N/A	N/A
B swimming	200	100	600	300	100	0	650	0	N/A	N/A	N/A	N/A

- Total expenditures on T-35 and T-36 on the 2005-2006 year report due by April 15, 2006, should reflect the total monies spent (rounded off to nearest hundred) for the entire school year of 2004-2005 ending June 30, 2005.
- Booster Club Funding/Contributions must be included in the expenditures total.

Principal's Signature: 

Date: 3-31-06

**ACTUAL EXPENDITURES - PROGRAM COMPARISON CHART 2**  
**TO INCLUDE BOOSTER CLUB FUNDING**

	equipment and supplies		travel		awards		coaches' salaries (to include supplemental and extended employment; dollar amount needed)		facilities improvements		publications (if sport-specific)	
	School	Booster	School	Booster	School	Booster	School	Booster	School	Booster	School	Booster
G track	1,100	4,700	600	500	0	700	1,300	2,300	N/A	N/A	N/A	N/A
B track	1,100	1,500	600	500	100	600	1,300	2,300	N/A	N/A	N/A	N/A
G tennis	900	1,300	100	800	0	100	1,300	500	N/A	N/A	N/A	N/A
B tennis	900	1,300	100	800	0	100	1,300	500	N/A	N/A	N/A	N/A
G volleyball	4,100	1,100	1,300	4,200	100	100	4,300	900	N/A	N/A	N/A	N/A
B wrestling	N/A	N/A	N/A	N/A	N/A	N/A	N/A	N/A	N/A	N/A	N/A	N/A
G (list sport)												
B football	14,100	40,100	2,500	1,800	400	10,900	14,100	8,400	N/A	N/A	N/A	N/A
G (list sport)												
B (list sport)												

- Total expenditures on T-35 and T-36 on the 2005-2006 year report due by April 15, 2006, should reflect the total monies spent (rounded off to nearest hundred) for the entire school year of 2004-2005 ending June 30, 2005.
- Booster Club Funding/Contributions must be included in the expenditures total.

Indicate percentage of total expenditures for each gender:

Gender	Expenditures	Percentage
Boys	\$ 211,100	59%
Girls	\$ 144,350	41%
Total:	\$ 355,450	100%

Principal's Signature: Mark Abbas Date: 3-31-06

## 2005-2006 KHSAA TITLE IX ATHLETICS AUDIT

KHSAA  
Form T41  
Rev. 9/05

### Checklist - Overall Interscholastic Athletics Program

**DIRECTIONS:**

For the Areas of Compliance (Opportunities and Benefits) listed on the left hand side of the page, place a checkmark under the appropriate column identifying whether your school provided an advantage to the Girls' Program, or to the Boys' Program or to Neither Program.

Areas of Compliance:	ADVANTAGE TO:		
	GIRLS' PROGRAM	BOYS' PROGRAM	NEITHER PROGRAM
<b>OPPORTUNITIES</b>			
Accommodation of Interest and Abilities			✓
<b>BENEFITS</b>			
Equipment and Supplies			✓
Scheduling of Games and Practice Time			✓
Travel and Per Diem Allowances			✓
Coaching			✓
Locker Rooms, Practice and Competitive Facilities			✓
Medical and Training Facilities and Services			✓
Publicity			✓
Support Services			✓
Athletic Scholarships			✓
Tutoring			✓
Housing and Dining Facilities and Services			✓
Recruitment of Student Athletes			✓

Principal's Signature: Mark Adams Date: 3-31-06

SCHOOL NAME

2005-2006

TITLE IX

KHSAA  
Form T-69  
Rev. 9/05

Greenwood High School

CORRECTIVE ACTION PLAN

DIRECTIONS:

1. For Column 1, indicate the intended area which needs corrective action in order to achieve gender equity. For Column 2, write the suggested change or activities that will correct the area in need of alteration. For Column 3, include the estimated completion date for the changes or activities.
2. It is possible to attain compliance with Title IX and no longer need "corrective" action. However, the KHSAA strongly encourages compliant schools to identify items for improvement (Column 1), activities to accomplish the improvement (Column 2) and a timetable for completion (Column 3) that will strengthen the athletic program.
3. You may copy this form as needed. Please attach corrective action plans along with audit forms and submit by April 15, 2006.

COLUMN 1	COLUMN 2	COLUMN 3
ITEM FOR CORRECTION/ IMPROVEMENT	SUGGESTED CHANGE/ ACTIVITIES	TIME TABLE FOR CORRECTIVE ACTION/ COMPLETION
Select Students That Are 9th, 10th, 11th Grade Students To Serve On The Committee. (Selected Seniors in 2005-06)	Freshman or Sophomore Students Will Be Selected To Serve On The Title IX Committee (one male, one female)	Begin 2006-07 School Year.
Have Selected Coaches To Serve On A Rotating Basis - Has Not Allowed Experiences To Develop On The Committee.	Commit to selecting coaches that plan to stay coaching at Greenwood while to develop an experienced committee. Each coach will submit practice times and location each day they practice.	Begin 2006-07 school year.
Have Written Practice Locations And Times Posted For Each Team.	Continue Posting Weight Room Schedule For Benefit Of All Programs.	Started 2006, continue 2006-07
Weight Room Schedule has not been posted regularly.	Develop a Uniform Rotation Schedule so all sports and boosters know when new uniforms will be purchased.	Begin 2006-07 school year.
Need To Develop Uniform Rotation Plan.	Develop A Policy To Clearly Explain The Criteria Necessary To Display Banners In The Gym.	Begin 2006-07 school year.
Need A Policy For What Recognition Banners Are Placed In The Gym.	Include 8th Graders On Next Title IX Survey (Drakes Creek M.S.).	Include 8th Grade Students From DCMS ON Next Title IX Required Survey in 2006-07 or 2007-08.
8th Grade To Be Included on Survey - since optional, not included in 2005-06 survey.	Develop A Specific Uniform Storage Plan So All Uniforms For Each Sport Will Be Easy To Get Out and Store.	Begin 2006-07 school year.
Uniforms - stored in various locations		

Principal's Signature:

Mark Adams

Date:

3-31-06

2005-2006 INTERSCHOLASTIC ATHLETICS STUDENT SURVEY

KHSAA  
Form T61  
Rev. 9/05

1. Is the School District offering the interscholastic sport(s) you want to play?  
505 Yes  
168 No, I want to play \_\_\_\_\_  
228 I am not interested in athletics
  
2. During the **fall season**, which KHSAA sanctioned sport would you like to play?  
183 Football  
121 Girls' Volleyball  
28 Boys' Cross Country  
27 Girls' Cross Country  
44 Boys' Golf  
19 Girls' Golf  
54 Boys' Soccer  
55 Girls' Soccer  
450 I would not participate
  
3. During the **winter season**, which KHSAA sanctioned sport would you like to play?  
154 Boys' Basketball  
85 Girls' Basketball  
32 Boys' Swimming & Diving  
54 Girls' Swimming & Diving  
76 Boys' Wrestling  
82 Boys' and Girls' Indoor Track  
469 I would not participate
  
4. During the **spring season**, which KHSAA sanctioned sport would you like to play?  
80 Boys' Track  
62 Girls' Track  
78 Girls' Tennis  
33 Boys' Tennis  
55 Girls' Slow Pitch Softball  
55 Girls' Fast Pitch Softball  
115 Boys' Baseball  
447 I would not participate
  
5. Do you participate in intramural sports? If you do, which sports(s)?  
207 Yes Students must have misunderstood the question because we have  
608 No no organized intramural sports offered at Greenwood High School.  
However, our P.E. Classes expose students to different sports.
  
6. Which intramural sports, if any, would you like to see added?  
Student Responses Included: hockey, lacrosse, gymnastics, basketball,  
wrestling, rugby, swimming, soccer, football, dodge ball, paint ball,  
archery, bowling, equine sports, ping pong, skate boarding, curling,  
icc hockey, disc golf, rodeo, rifle team, martial arts, baseball, and softball.

7. Do you participate in non-school sport activities? If you do, which sport(s)?

406 Yes Student Responses Included: paintball, skating, Karate, dance, hunting, fishing,  
411 No disc golf, bowling, skate boarding, basketball, baseball, softball, soccer, volleyball,  
Judo, ping pong, gymnastics, scouts, pool, swimming, video games, rodeo.

8. Are you currently participating in interscholastic athletics during any season?

269 Yes

448 No Why don't you participate in interscholastic athletics?

127 I prefer other activities such as band, chorus, etc.

161 I don't have time

57 The practice schedules and game times are inconvenient

61 The sport I like isn't offered

44 It's too expensive

43 I prefer to participate in club or intramural sports

114 Working

135 Other

examples: health-related issues, transportation issues, not good enough to play

9. Do you have any suggestions to encourage participation?

better advertisement when try-outs are conducted  
different practice times  
allow everyone that is on the team to play in each game  
free stuff to athletes  
not to have so many team rules

10. Which Non-KHSAA sanctioned sport would you like to play?

169 Archery  
52 Field Hockey  
170 Bowling  
23 Boys' Gymnastics  
97 Girls' Gymnastics  
104 Ice Hockey  
97 Boys' Lacrosse  
90 Girls' Lacrosse  
146 Rifle  
130 Rodeo  
45 Boys' Volleyball  
85 Water Polo  
113 Weightlifting  
174 I would not participate

### OPTIONAL

Name: \_\_\_\_\_

Age: \_\_\_\_\_

Male: \_\_\_\_\_

Female: \_\_\_\_\_

(check one)



2005-2006 INTERSCHOLASTIC  
ATHLETICS SURVEY  
Summary of Student Responses

KHSAA  
Form T63  
Rev. 9/05

School Name: Greenwood High School  
School Enrollment: 1389 (SHOULD AGREE WITH FORM T-1)  
Date: 3-31-06  
Completed By: Todd Tolbert, Athletic Director

**Instructions:**

1. Summarize the Student Athletics Interest Surveys Form T-61 by listing the total number of responses on the line next to each sport.
2. Under the Other Category please provide a listing of the sports as well as the number of students who are interested in participating.
3. Please sign and date this Summary Form (T-63) and mail this Summary Form only to the KHSAA by April 15, 2006. Do not mail the student surveys (Form T-61). However, these Forms should be maintained in your files in the event they are requested subsequently.

(80.9%) 1,105 Number of Surveys  
894 Total Returned (*A minimum of 80% return is expected*)  
9,10,11 Grades Surveyed (*Should be grades 9-11 and 8<sup>th</sup> grade if school has a feeder system*)

How Was The Survey Administered? Given to all 9, 10, 11 home rooms.  
(e.g. was it given in all English classes, or all home rooms, or advisee/advisor?)

**KHSAA Sanctioned Fall Sports** (*List Total Number of Participation Responses*)

27 Cross Country (Girls)  
28 Cross Country (Boys)  
183 Football (Boys)  
19 Golf (Girls)  
44 Golf (Boys)  
55 Soccer (Girls)  
54 Soccer (Boys)  
121 Volleyball (Girls)

**Winter Sport** (List Total Number of Participation Responses)

- 85 Basketball (Girls)
- 154 Basketball (Boys)
- 82\* Indoor Track (Girls) \* Note: On survey students took, only indoor track listed, not gender specific.
- 82\* Indoor Track (Boys) \* Note: On survey students took, only indoor track listed, not gender specific.
- 54 Swimming & Diving (Girls)
- 32 Swimming & Diving (Boys)
- 76 Wrestling (Boys)

**Spring Sport** (List Total Number of Participation Responses)

- 115 Baseball (Boys)
- 55 Fast Pitch Softball (Girls)
- 55 Slow Pitch Softball (Girls)
- 78 Tennis (Girls)
- 33 Tennis (Boys)
- 62 Track (Girls)
- 80 Track (Boys)

**Non-KHSAA Sanctioned Sports** (From Student Survey T-61 Question 10)

- 169 Archery
- 52 Field Hockey
- 170 Bowling
- 23 Boys' Gymnastics
- 97 Girls' Gymnastics
- 104 Ice Hockey
- 97 Boys' Lacrosse
- 96 Girls' Lacrosse
- 146 Rifle
- 130 Rodeo
- 45 Boys' Volleyball
- 85 Water Polo
- 113 Weightlifting

**Number of Students who participate in Intramural Sports**

(From Student Survey T-61 Question 5)

<u>Sport</u>	<u>Number</u>
NONE	0 - NONE OFFERED AT GREENWOOD HIGH SCHOOL.



**List Intramural Sports students are interested in adding:**

(From Student Survey T-61 Question 6)

<u>Sport</u>	<u>Number</u>
LACROSSE	55
HOCKEY	32
WRESTLING	25
BASKETBALL	27
SOFTBALL	14

**Participation in Non-School Sports Activities**

(From Student Survey T-61 Question 7)

<u>Sport</u>	<u>Number</u>
BASKETBALL (COUNTY/REC LEAGUE)	64
SOFTBALL (COUNTY/REL LEAGUE)	30
BASEBALL (COUNTY/REL LEAGUE)	24
SOCCER (COMPETITIVE/REL LEAGUE)	20
VOLLEYBALL	10
SKATEBOARDING	10

**Reasons for not participating in interscholastic athletics**

(From Survey Question 8)

- 127 I prefer other activities such as band, chorus, etc.
- 161 I don't have time
- 57 The practice schedules and game times are inconvenient
- 61 The sport I like isn't offered
- 44 It's too expensive
- 43 I prefer to participate in club or intramural sports
- 114 Working
- 135 Other:  
health-related (illness, injury), transportation (don't have a way to get to and from practice and games) skill level (just not very good in sports)

Student Suggestions to encourage participation

- Need to better advertise and promote try outs for sports.
- Offer different practice times to make it easier on athletes and parents.
- Allow everyone that makes the team to actually get to play in all the games.
- Give free stuff to athletes. Examples: shoes, warm-ups
- Don't have so many team rules.

Mark Adams  
Principal's Signature

3-31-06  
Date